

Esri Community Maps Contributors, GBRC, Esri, HERE, Garmin, SafeGraph, GeoTechnologies, Inc, METI/NASA, USGS, EPA, NPS, US Census Bureau, USDA Powered by Esri

 Matched Address: 1089 Madison Ave, Bridgeport, Connecticut, 06606  
 MSA: 14860 - BRIDGEPORT-STAMFORD-NORWALK, CT || State: 09 - CONNECTICUT || County: 001 - FAIRFIELD COUNTY || Tract Code: 0722.00

 Selected Tract  
 MSA: || State: || County: || Tract Code:


**2023 FFIEC Geocode Census Report**

Matched Address: 1089 Madison Ave, Bridgeport, Connecticut, 06606  
 MSA: 14860 - BRIDGEPORT-STAMFORD-NORWALK, CT  
 State: 09 - CONNECTICUT  
 County: 001 - FAIRFIELD COUNTY  
 Tract Code: 0722.00

**Summary Census Demographic Information**

Tract Income Level	Moderate
Underserved or Distressed Tract	No
2023 FFIEC Estimated MSA/MD/non-MSA/MD Median Family Income	\$142,800
2023 Estimated Tract Median Family Income	\$77,355
2020 Tract Median Family Income	\$65,096
Tract Median Family Income %	54.17
Tract Population	3944
Tract Minority %	67.52
Tract Minority Population	2663
Owner-Occupied Units	907
1- to 4- Family Units	1144

**Census Population Information**

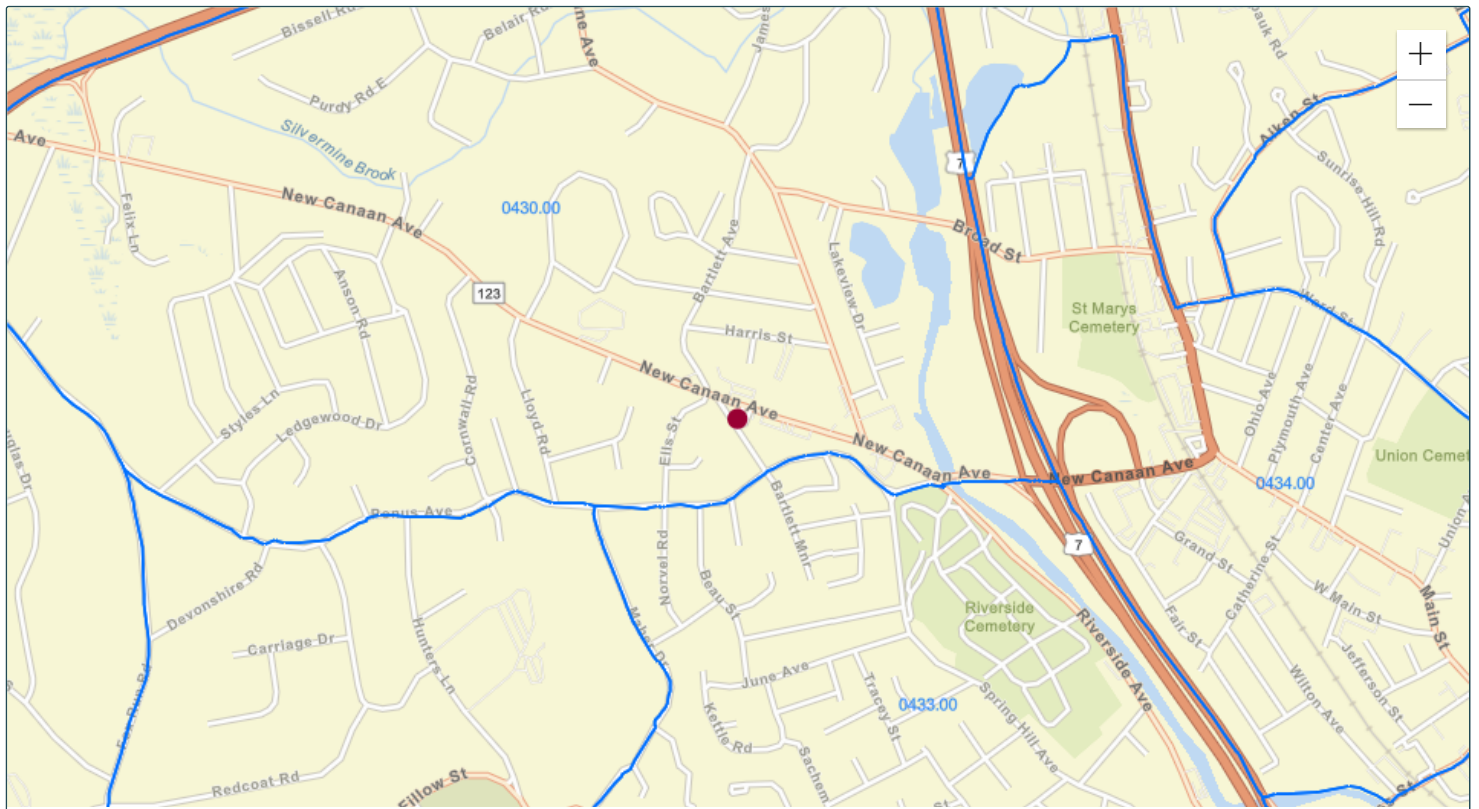
Tract Population	3944
Tract Minority %	67.52
Number of Families	902
Number of Households	1655
Non-Hispanic White Population	1281
Tract Minority Population	2663
American Indian Population	2
Asian/Hawaiian/Pacific Islander Population	94
Black Population	840
Hispanic Population	1288
Other/Two or More Races Population	439

**Census Income Information**

Tract Income Level	Moderate
2020 MSA/MD/statewide non-MSA/MD Median Family Income	\$120,156
2023 FFIEC Estimated MSA/MD/non-MSA/MD Median Family Income	\$142,800
% below Poverty Line	16.37
Tract Median Family Income %	54.17
2020 Tract Median Family Income	\$65,096
2023 Estimated Tract Median Family Income	\$77,355
2020 Tract Median Household Income	\$47,312

**Census Housing Information**

Total Housing Units	1877
1- to 4- Family Units	1144
Median House Age (Years)	55
Owner-Occupied Units	907
Renter Occupied Units	748
Owner Occupied 1- to 4- Family Units	720
Inside Principal City?	YES
Vacant Units	222



Esri Community Maps Contributors, Esri, HERE, Garmin, SafeGraph, GeoTechnologies, Inc, METI/NASA, USGS, EPA, NPS, US Census Bureau, USDA Powered by Esri

● Matched Address: 121 New Canaan Ave, Norwalk, Connecticut, 06850  
MSA: 14860 - BRIDGEPORT-STAMFORD-NORWALK, CT || State: 09 - CONNECTICUT || County: 001 - FAIRFIELD COUNTY || Tract Code: 0430.00

● Selected Tract  
MSA: || State: || County: || Tract Code:


**2023 FFIEC Geocode Census Report**

Matched Address: 121 New Canaan Ave, Norwalk, Connecticut, 06850  
 MSA: 14860 - BRIDGEPORT-STAMFORD-NORWALK, CT  
 State: 09 - CONNECTICUT  
 County: 001 - FAIRFIELD COUNTY  
 Tract Code: 0430.00

**Summary Census Demographic Information**

Tract Income Level	Middle
Underserved or Distressed Tract	No
2023 FFIEC Estimated MSA/MD/non-MSA/MD Median Family Income	\$142,800
2023 Estimated Tract Median Family Income	\$149,512
2020 Tract Median Family Income	\$125,813
Tract Median Family Income %	104.70
Tract Population	3233
Tract Minority %	32.60
Tract Minority Population	1054
Owner-Occupied Units	1005
1- to 4- Family Units	1141

**Census Population Information**

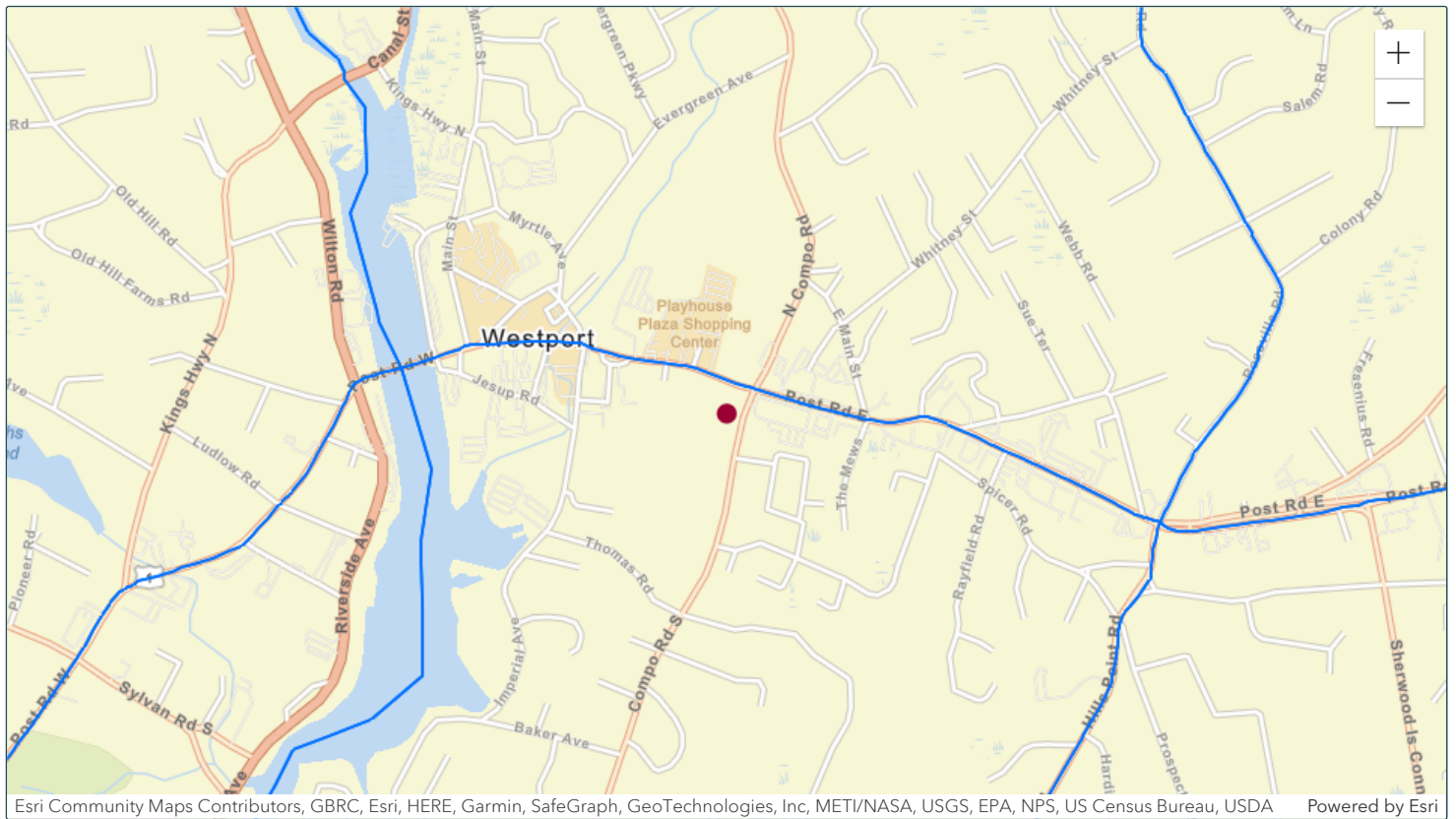
Tract Population	3233
Tract Minority %	32.60
Number of Families	893
Number of Households	1239
Non-Hispanic White Population	2179
Tract Minority Population	1054
American Indian Population	2
Asian/Hawaiian/Pacific Islander Population	117
Black Population	240
Hispanic Population	560
Other/Two or More Races Population	135

**Census Income Information**

Tract Income Level	Middle
2020 MSA/MD/statewide non-MSA/MD Median Family Income	\$120,156
2023 FFIEC Estimated MSA/MD/non-MSA/MD Median Family Income	\$142,800
% below Poverty Line	6.29
Tract Median Family Income %	104.70
2020 Tract Median Family Income	\$125,813
2023 Estimated Tract Median Family Income	\$149,512
2020 Tract Median Household Income	\$103,750

**Census Housing Information**

Total Housing Units	1286
1- to 4- Family Units	1141
Median House Age (Years)	63
Owner-Occupied Units	1005
Renter Occupied Units	234
Owner Occupied 1- to 4- Family Units	994
Inside Principal City?	YES
Vacant Units	47



 Matched Address: 20 Compo Rd S, Westport, Connecticut, 06880  
MSA: 14860 - BRIDGEPORT-STAMFORD-NORWALK, CT || State: 09 - CONNECTICUT || County: 001 - FAIRFIELD COUNTY || Tract Code: 0505.00

 Selected Tract  
MSA: || State: || County: || Tract Code:


**2023 FFIEC Geocode Census Report**

Matched Address: 20 Compo Rd S, Westport, Connecticut, 06880  
 MSA: 14860 - BRIDGEPORT-STAMFORD-NORWALK, CT  
 State: 09 - CONNECTICUT  
 County: 001 - FAIRFIELD COUNTY  
 Tract Code: 0505.00

**Summary Census Demographic Information**

Tract Income Level	Upper
Underserved or Distressed Tract	No
2023 FFIEC Estimated MSA/MD/non-MSA/MD Median Family Income	\$142,800
2023 Estimated Tract Median Family Income	\$273,905
2020 Tract Median Family Income	\$230,476
Tract Median Family Income %	191.81
Tract Population	4751
Tract Minority %	17.01
Tract Minority Population	808
Owner-Occupied Units	1525
1- to 4- Family Units	1895

**Census Income Information**

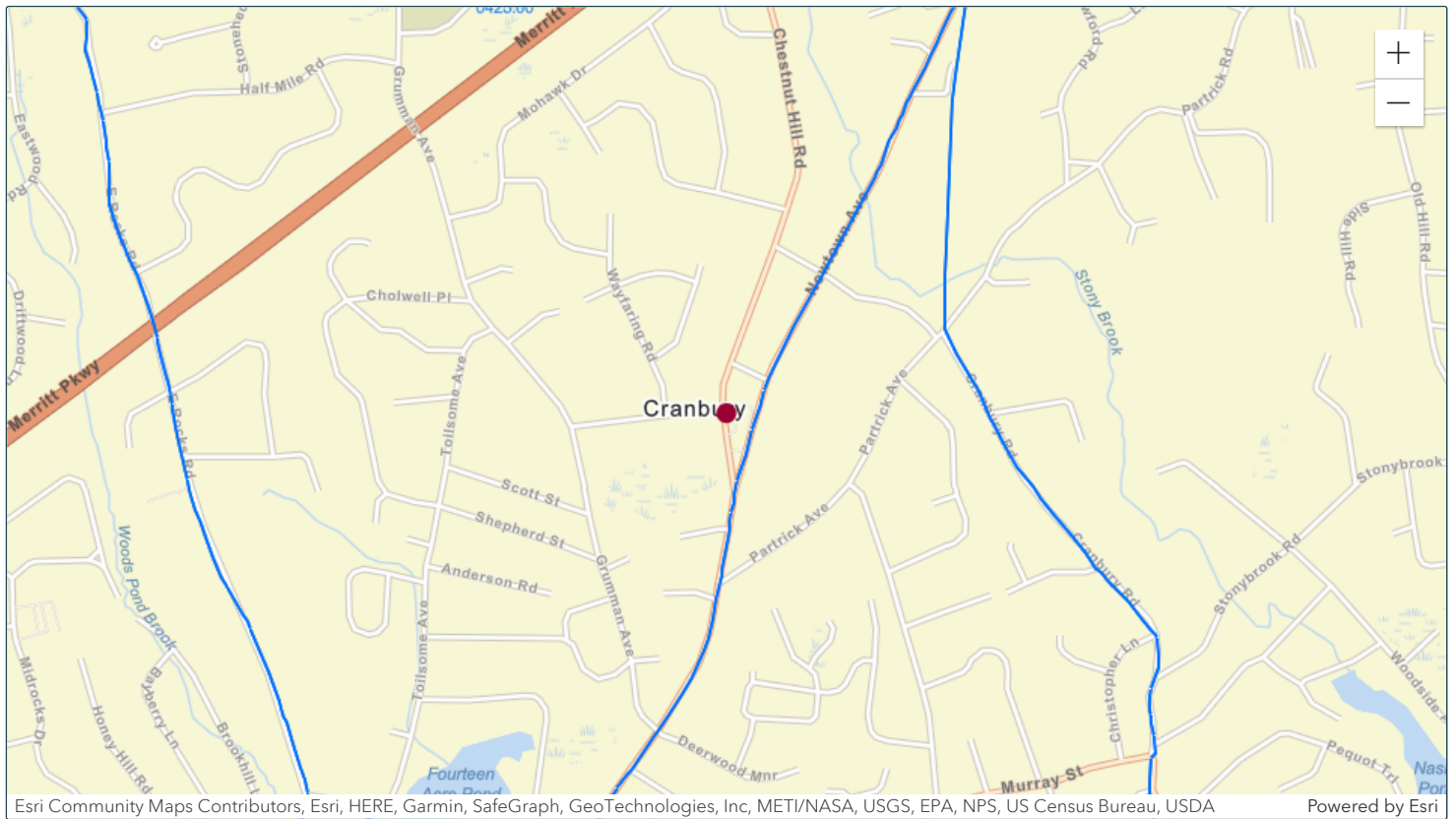
Tract Income Level	Upper
2020 MSA/MD/statewide non-MSA/MD Median Family Income	\$120,156
2023 FFIEC Estimated MSA/MD/non-MSA/MD Median Family Income	\$142,800
% below Poverty Line	5.49
Tract Median Family Income %	191.81
2020 Tract Median Family Income	\$230,476
2023 Estimated Tract Median Family Income	\$273,905
2020 Tract Median Household Income	\$182,708

**Census Population Information**

Tract Population	4751
Tract Minority %	17.01
Number of Families	1364
Number of Households	1808
Non-Hispanic White Population	3943
Tract Minority Population	808
American Indian Population	6
Asian/Hawaiian/Pacific Islander Population	235
Black Population	59
Hispanic Population	285
Other/Two or More Races Population	223

**Census Housing Information**

Total Housing Units	1940
1- to 4- Family Units	1895
Median House Age (Years)	64
Owner-Occupied Units	1525
Renter Occupied Units	283
Owner Occupied 1- to 4- Family Units	1514
Inside Principal City?	NO
Vacant Units	132



**Matched Address:** 26 Chestnut Hill Rd, Norwalk, Connecticut, 06851  
MSA: 14860 - BRIDGEPORT-STAMFORD-NORWALK, CT || State: 09 - CONNECTICUT || County: 001 - FAIRFIELD COUNTY || Tract Code: 0425.00

**Selected Tract**  
MSA: || State: || County: || Tract Code:


**2023 FFIEC Geocode Census Report**

Matched Address: 26 Chestnut Hill Rd, Norwalk, Connecticut, 06851  
 MSA: 14860 - BRIDGEPORT-STAMFORD-NORWALK, CT  
 State: 09 - CONNECTICUT  
 County: 001 - FAIRFIELD COUNTY  
 Tract Code: 0425.00

**Summary Census Demographic Information**

Tract Income Level	Upper
Underserved or Distressed Tract	No
2023 FFIEC Estimated MSA/MD/non-MSA/MD Median Family Income	\$142,800
2023 Estimated Tract Median Family Income	\$192,866
2020 Tract Median Family Income	\$162,292
Tract Median Family Income %	135.06
Tract Population	3678
Tract Minority %	20.58
Tract Minority Population	757
Owner-Occupied Units	1177
1- to 4- Family Units	1288

**Census Population Information**

Tract Population	3678
Tract Minority %	20.58
Number of Families	967
Number of Households	1413
Non-Hispanic White Population	2921
Tract Minority Population	757
American Indian Population	5
Asian/Hawaiian/Pacific Islander Population	174
Black Population	119
Hispanic Population	317
Other/Two or More Races Population	142

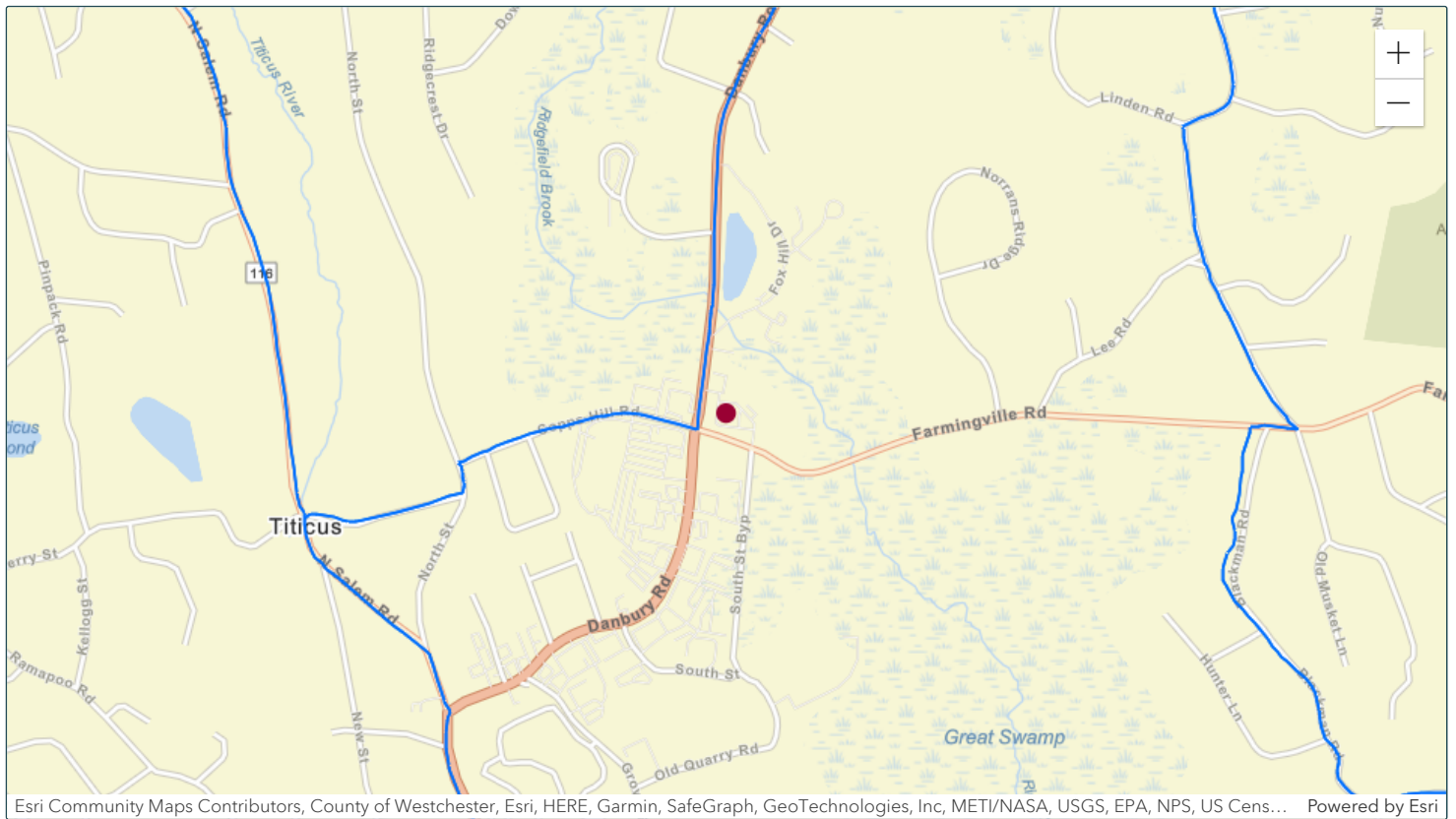
**Census Income Information**

Tract Income Level	Upper
2020 MSA/MD/statewide non-MSA/MD Median Family Income	\$120,156
2023 FFIEC Estimated MSA/MD/non-MSA/MD Median Family Income	\$142,800
% below Poverty Line	2.49
Tract Median Family Income %	135.06
2020 Tract Median Family Income	\$162,292
2023 Estimated Tract Median Family Income	\$192,866
2020 Tract Median Household Income	\$134,769

**Census Housing Information**

Total Housing Units	1429
1- to 4- Family Units	1288
Median House Age (Years)	55
Owner-Occupied Units	1177
Renter Occupied Units	236
Owner Occupied 1- to 4- Family Units	1103
Inside Principal City?	YES
Vacant Units	16





 Matched Address: 150 Danbury Rd, Ridgefield, Connecticut, 06877  
 MSA: 14860 - BRIDGEPORT-STAMFORD-NORWALK, CT || State: 09 - CONNECTICUT || County: 001 - FAIRFIELD COUNTY || Tract Code: 2453.00

 Selected Tract  
 MSA: || State: || County: || Tract Code:


**2023 FFIEC Geocode Census Report**

Matched Address: 150 Danbury Rd, Ridgefield, Connecticut, 06877  
 MSA: 14860 - BRIDGEPORT-STAMFORD-NORWALK, CT  
 State: 09 - CONNECTICUT  
 County: 001 - FAIRFIELD COUNTY  
 Tract Code: 2453.00

**Summary Census Demographic Information**

Tract Income Level	Upper
Underserved or Distressed Tract	No
2023 FFIEC Estimated MSA/MD/non-MSA/MD Median Family Income	\$142,800
2023 Estimated Tract Median Family Income	\$186,682
2020 Tract Median Family Income	\$157,083
Tract Median Family Income %	130.73
Tract Population	5362
Tract Minority %	18.07
Tract Minority Population	969
Owner-Occupied Units	1605
1- to 4- Family Units	2036

**Census Income Information**

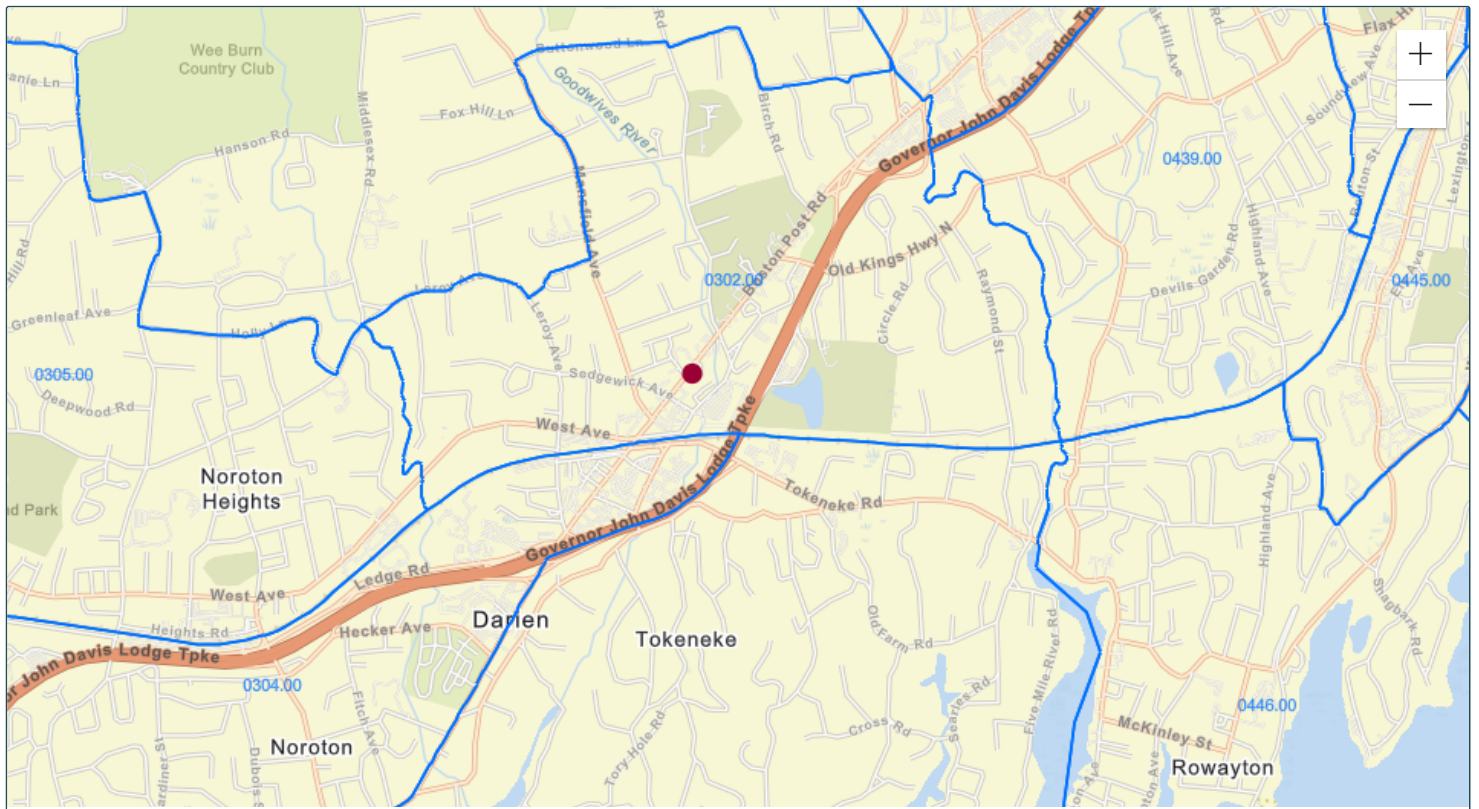
Tract Income Level	Upper
2020 MSA/MD/statewide non-MSA/MD Median Family Income	\$120,156
2023 FFIEC Estimated MSA/MD/non-MSA/MD Median Family Income	\$142,800
% below Poverty Line	1.39
Tract Median Family Income %	130.73
2020 Tract Median Family Income	\$157,083
2023 Estimated Tract Median Family Income	\$186,682
2020 Tract Median Household Income	\$128,203

**Census Population Information**

Tract Population	5362
Tract Minority %	18.07
Number of Families	1416
Number of Households	2323
Non-Hispanic White Population	4393
Tract Minority Population	969
American Indian Population	8
Asian/Hawaiian/Pacific Islander Population	345
Black Population	42
Hispanic Population	384
Other/Two or More Races Population	190

**Census Housing Information**

Total Housing Units	2626
1- to 4- Family Units	2036
Median House Age (Years)	45
Owner-Occupied Units	1605
Renter Occupied Units	718
Owner Occupied 1- to 4- Family Units	1327
Inside Principal City?	NO
Vacant Units	303



Esri, HERE, Garmin, SafeGraph, GeoTechnologies, Inc, METI/NASA, USGS, EPA, NPS, US Census Bureau, USDA Powered by Esri

● Matched Address: 714 Post Rd, Darien, Connecticut, 06820  
MSA: 14860 - BRIDGEPORT-STAMFORD-NORWALK, CT || State: 09 - CONNECTICUT || County: 001 - FAIRFIELD COUNTY || Tract Code: 0302.00

● Selected Tract  
MSA: || State: || County: || Tract Code:

 2023 FFIEC Geocode Census Report

Matched Address: 714 Post Rd, Darien, Connecticut, 06820  
 MSA: 14860 - BRIDGEPORT-STAMFORD-NORWALK, CT  
 State: 09 - CONNECTICUT  
 County: 001 - FAIRFIELD COUNTY  
 Tract Code: 0302.00

**Summary Census Demographic Information**

Tract Income Level	Upper
Underserved or Distressed Tract	No
2023 FFIEC Estimated MSA/MD/non-MSA/MD Median Family Income	\$142,800
2023 Estimated Tract Median Family Income	\$297,110
2020 Tract Median Family Income	\$250,001
Tract Median Family Income %	208.06
Tract Population	3316
Tract Minority %	14.63
Tract Minority Population	485
Owner-Occupied Units	966
1- to 4- Family Units	1081

**Census Population Information**

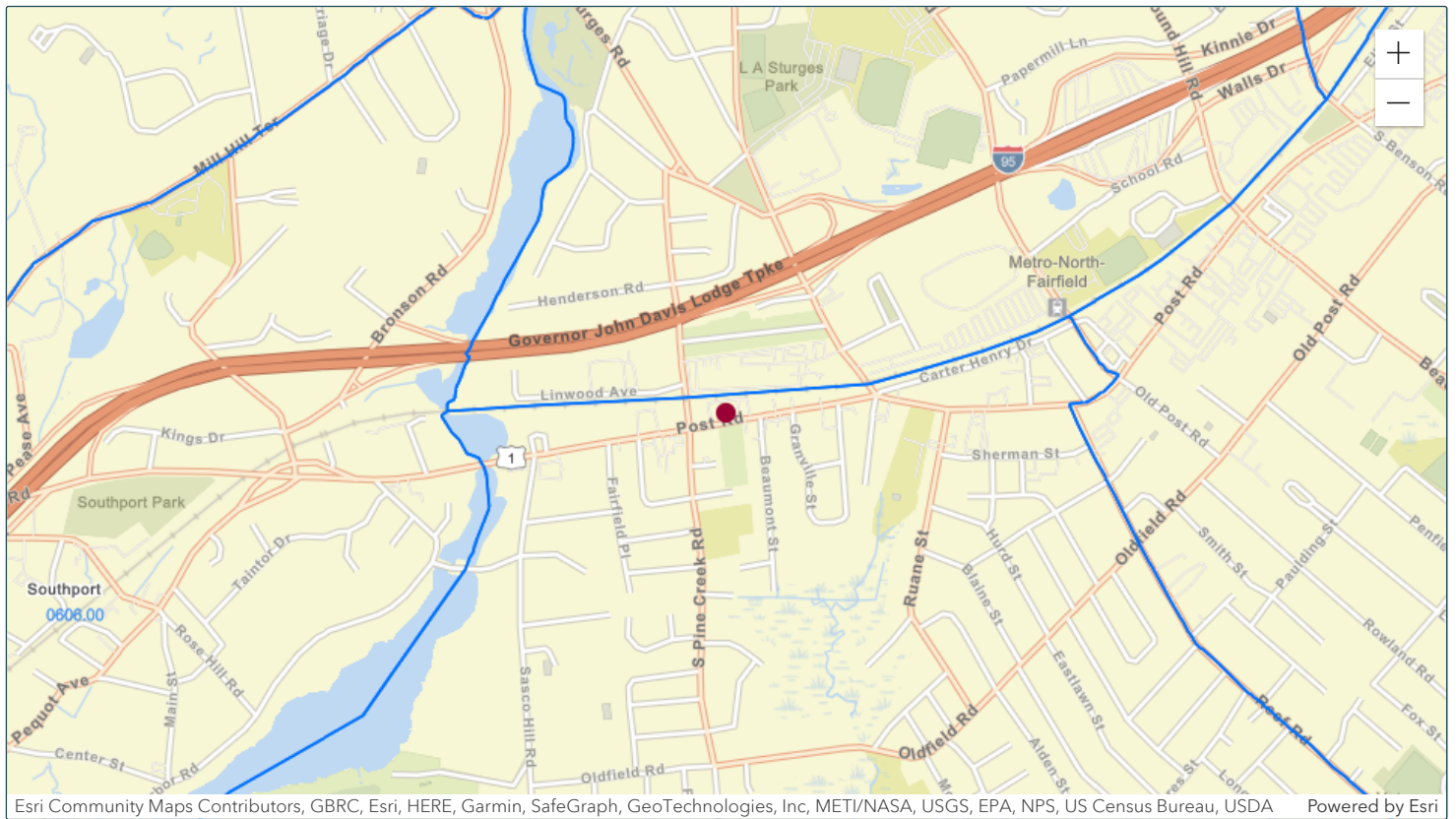
Tract Population	3316
Tract Minority %	14.63
Number of Families	818
Number of Households	1120
Non-Hispanic White Population	2831
Tract Minority Population	485
American Indian Population	1
Asian/Hawaiian/Pacific Islander Population	154
Black Population	18
Hispanic Population	169
Other/Two or More Races Population	143

**Census Income Information**

Tract Income Level	Upper
2020 MSA/MD/statewide non-MSA/MD Median Family Income	\$120,156
2023 FFIEC Estimated MSA/MD/non-MSA/MD Median Family Income	\$142,800
% below Poverty Line	3.62
Tract Median Family Income %	208.06
2020 Tract Median Family Income	\$250,001
2023 Estimated Tract Median Family Income	\$297,110
2020 Tract Median Household Income	\$250,001

**Census Housing Information**

Total Housing Units	1218
1- to 4- Family Units	1081
Median House Age (Years)	63
Owner-Occupied Units	966
Renter Occupied Units	154
Owner Occupied 1- to 4- Family Units	939
Inside Principal City?	NO
Vacant Units	98



 Matched Address: 2000 Post Rd, Ste 103, Fairfield, Connecticut, 06824  
 MSA: 14860 - BRIDGEPORT-STAMFORD-NORWALK, CT || State: 09 - CONNECTICUT || County: 001 - FAIRFIELD COUNTY || Tract Code: 0616.00

 Selected Tract  
 MSA: || State: || County: || Tract Code:



## 2023 FFIEC Geocode Census Report

Matched Address: 2000 Post Rd, Ste 103, Fairfield, Connecticut, 06824  
 MSA: 14860 - BRIDGEPORT-STAMFORD-NORWALK, CT  
 State: 09 - CONNECTICUT  
 County: 001 - FAIRFIELD COUNTY  
 Tract Code: 0616.00

## Summary Census Demographic Information

Tract Income Level	Upper
Underserved or Distressed Tract	No
2023 FFIEC Estimated MSA/MD/non-MSA/MD Median Family Income	\$142,800
2023 Estimated Tract Median Family Income	\$220,783
2020 Tract Median Family Income	\$185,778
Tract Median Family Income %	154.61
Tract Population	5022
Tract Minority %	11.89
Tract Minority Population	597
Owner-Occupied Units	1580
1- to 4- Family Units	2279

## Census Population Information

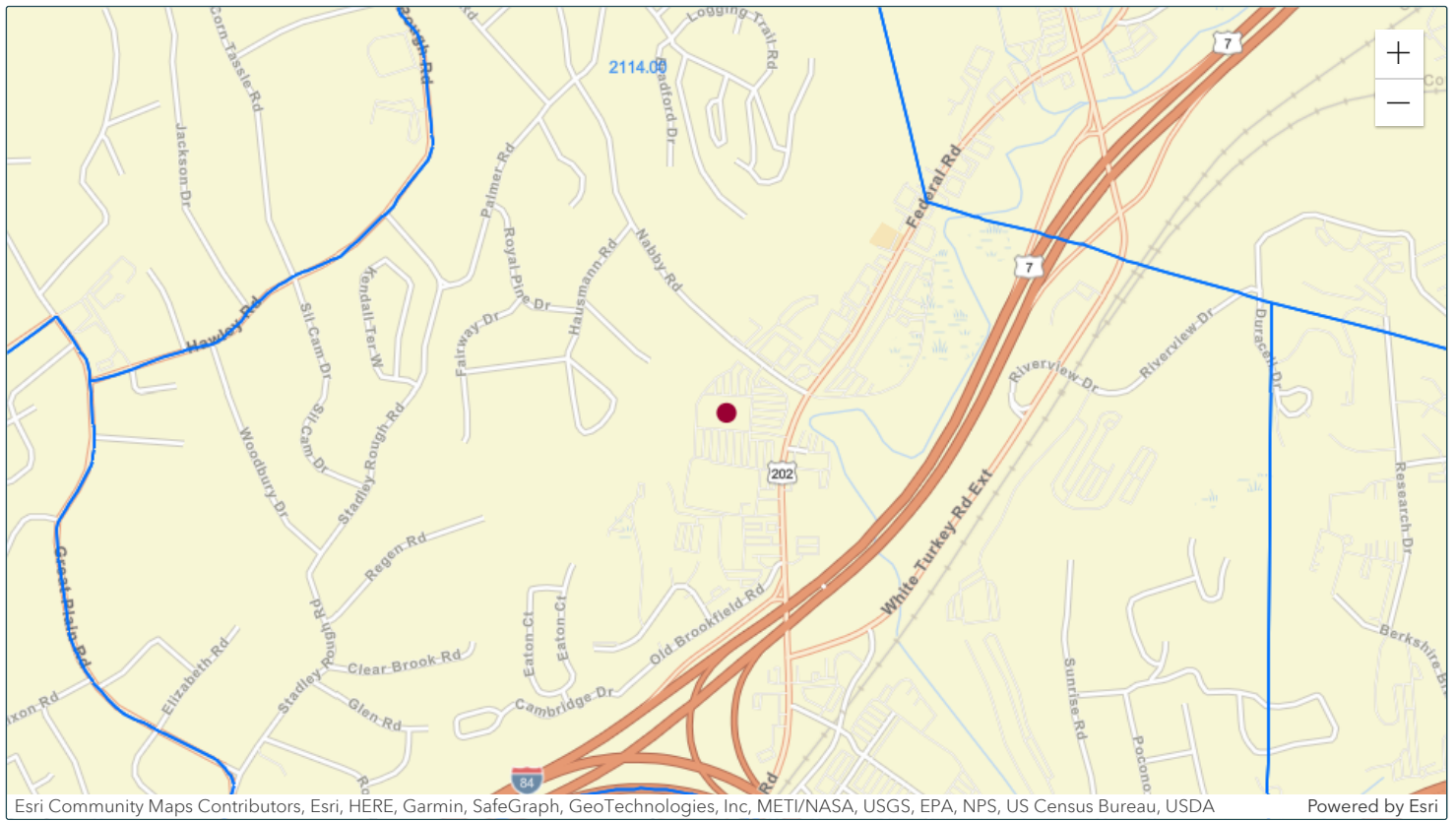
Tract Population	5022
Tract Minority %	11.89
Number of Families	1282
Number of Households	2075
Non-Hispanic White Population	4425
Tract Minority Population	597
American Indian Population	5
Asian/Hawaiian/Pacific Islander Population	190
Black Population	28
Hispanic Population	214
Other/Two or More Races Population	160

## Census Income Information

Tract Income Level	Upper
2020 MSA/MD/statewide non-MSA/MD Median Family Income	\$120,156
2023 FFIEC Estimated MSA/MD/non-MSA/MD Median Family Income	\$142,800
% below Poverty Line	14.22
Tract Median Family Income %	154.61
2020 Tract Median Family Income	\$185,778
2023 Estimated Tract Median Family Income	\$220,783
2020 Tract Median Household Income	\$116,458

## Census Housing Information

Total Housing Units	2279
1- to 4- Family Units	2279
Median House Age (Years)	67
Owner-Occupied Units	1580
Renter Occupied Units	495
Owner Occupied 1- to 4- Family Units	1580
Inside Principal City?	NO
Vacant Units	204



 Matched Address: 114 Federal Rd, Danbury, Connecticut, 06811  
MSA: 14860 - BRIDGEPORT-STAMFORD-NORWALK, CT || State: 09 - CONNECTICUT || County: 001 - FAIRFIELD COUNTY || Tract Code: 2114.00

 Selected Tract  
MSA: || State: || County: || Tract Code:


**2023 FFIEC Geocode Census Report**

Matched Address: 114 Federal Rd, Danbury, Connecticut, 06811  
 MSA: 14860 - BRIDGEPORT-STAMFORD-NORWALK, CT  
 State: 09 - CONNECTICUT  
 County: 001 - FAIRFIELD COUNTY  
 Tract Code: 2114.00

**Summary Census Demographic Information**

Tract Income Level	Middle
Underserved or Distressed Tract	No
2023 FFIEC Estimated MSA/MD/non-MSA/MD Median Family Income	\$142,800
2023 Estimated Tract Median Family Income	\$124,679
2020 Tract Median Family Income	\$104,917
Tract Median Family Income %	87.31
Tract Population	5064
Tract Minority %	35.29
Tract Minority Population	1787
Owner-Occupied Units	1686
1- to 4- Family Units	1707

**Census Population Information**

Tract Population	5064
Tract Minority %	35.29
Number of Families	1311
Number of Households	2205
Non-Hispanic White Population	3277
Tract Minority Population	1787
American Indian Population	2
Asian/Hawaiian/Pacific Islander Population	360
Black Population	321
Hispanic Population	775
Other/Two or More Races Population	329

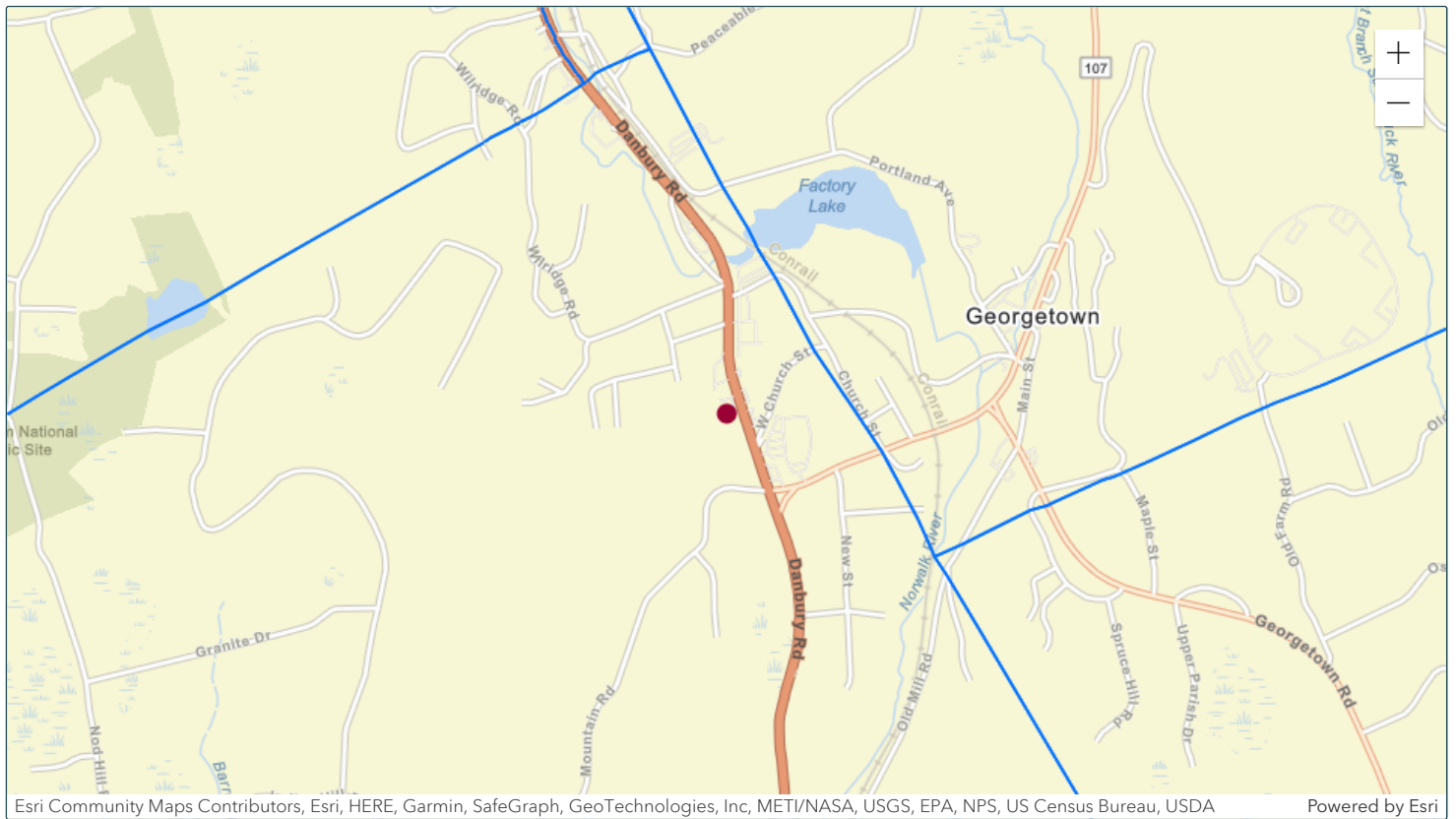
**Census Income Information**

Tract Income Level	Middle
2020 MSA/MD/statewide non-MSA/MD Median Family Income	\$120,156
2023 FFIEC Estimated MSA/MD/non-MSA/MD Median Family Income	\$142,800
% below Poverty Line	9.76
Tract Median Family Income %	87.31
2020 Tract Median Family Income	\$104,917
2023 Estimated Tract Median Family Income	\$124,679
2020 Tract Median Household Income	\$83,738

**Census Housing Information**

Total Housing Units	2486
1- to 4- Family Units	1707
Median House Age (Years)	37
Owner-Occupied Units	1686
Renter Occupied Units	519
Owner Occupied 1- to 4- Family Units	1284
Inside Principal City?	YES
Vacant Units	281





 Matched Address: 941 Danbury Rd, Wilton, Connecticut, 06897  
MSA: 14860 - BRIDGEPORT-STAMFORD-NORWALK, CT || State: 09 - CONNECTICUT || County: 001 - FAIRFIELD COUNTY || Tract Code: 0451.02

 Selected Tract  
MSA: || State: || County: || Tract Code:


**2023 FFIEC Geocode Census Report**

Matched Address: 941 Danbury Rd, Wilton, Connecticut, 06897  
 MSA: 14860 - BRIDGEPORT-STAMFORD-NORWALK, CT  
 State: 09 - CONNECTICUT  
 County: 001 - FAIRFIELD COUNTY  
 Tract Code: 0451.02

**Summary Census Demographic Information**

Tract Income Level	Upper
Underserved or Distressed Tract	No
2023 FFIEC Estimated MSA/MD/non-MSA/MD Median Family Income	\$142,800
2023 Estimated Tract Median Family Income	\$277,032
2020 Tract Median Family Income	\$233,105
Tract Median Family Income %	194.00
Tract Population	5885
Tract Minority %	20.00
Tract Minority Population	1177
Owner-Occupied Units	1632
1- to 4- Family Units	1971

**Census Population Information**

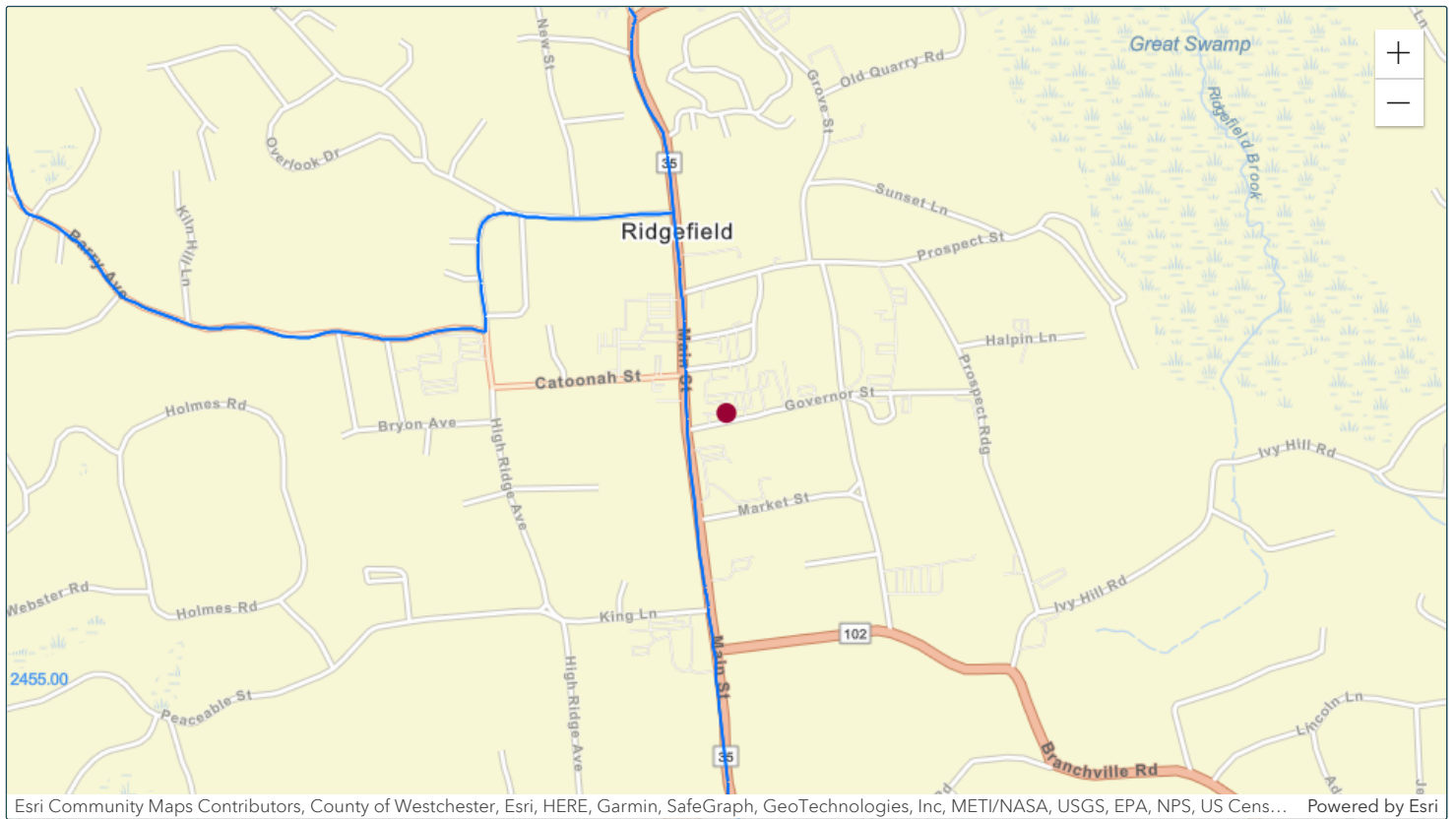
Tract Population	5885
Tract Minority %	20.00
Number of Families	1552
Number of Households	1823
Non-Hispanic White Population	4708
Tract Minority Population	1177
American Indian Population	0
Asian/Hawaiian/Pacific Islander Population	471
Black Population	60
Hispanic Population	346
Other/Two or More Races Population	300

**Census Income Information**

Tract Income Level	Upper
2020 MSA/MD/statewide non-MSA/MD Median Family Income	\$120,156
2023 FFIEC Estimated MSA/MD/non-MSA/MD Median Family Income	\$142,800
% below Poverty Line	4.69
Tract Median Family Income %	194.00
2020 Tract Median Family Income	\$233,105
2023 Estimated Tract Median Family Income	\$277,032
2020 Tract Median Household Income	\$189,479

**Census Housing Information**

Total Housing Units	1971
1- to 4- Family Units	1971
Median House Age (Years)	51
Owner-Occupied Units	1632
Renter Occupied Units	191
Owner Occupied 1- to 4- Family Units	1632
Inside Principal City?	NO
Vacant Units	148



Esri Community Maps Contributors, County of Westchester, Esri, HERE, Garmin, SafeGraph, GeoTechnologies, Inc, METI/NASA, USGS, EPA, NPS, US Cens... Powered by Esri

 Matched Address: 3 Governor St, Ridgefield, Connecticut, 06877  
MSA: 14860 - BRIDGEPORT-STAMFORD-NORWALK, CT || State: 09 - CONNECTICUT || County: 001 - FAIRFIELD COUNTY || Tract Code: 2453.00

 Selected Tract  
MSA: || State: || County: || Tract Code:


**2023 FFIEC Geocode Census Report**

Matched Address: 3 Governor St, Ridgefield, Connecticut, 06877  
 MSA: 14860 - BRIDGEPORT-STAMFORD-NORWALK, CT  
 State: 09 - CONNECTICUT  
 County: 001 - FAIRFIELD COUNTY  
 Tract Code: 2453.00

**Summary Census Demographic Information**

Tract Income Level	Upper
Underserved or Distressed Tract	No
2023 FFIEC Estimated MSA/MD/non-MSA/MD Median Family Income	\$142,800
2023 Estimated Tract Median Family Income	\$186,682
2020 Tract Median Family Income	\$157,083
Tract Median Family Income %	130.73
Tract Population	5362
Tract Minority %	18.07
Tract Minority Population	969
Owner-Occupied Units	1605
1- to 4- Family Units	2036

**Census Population Information**

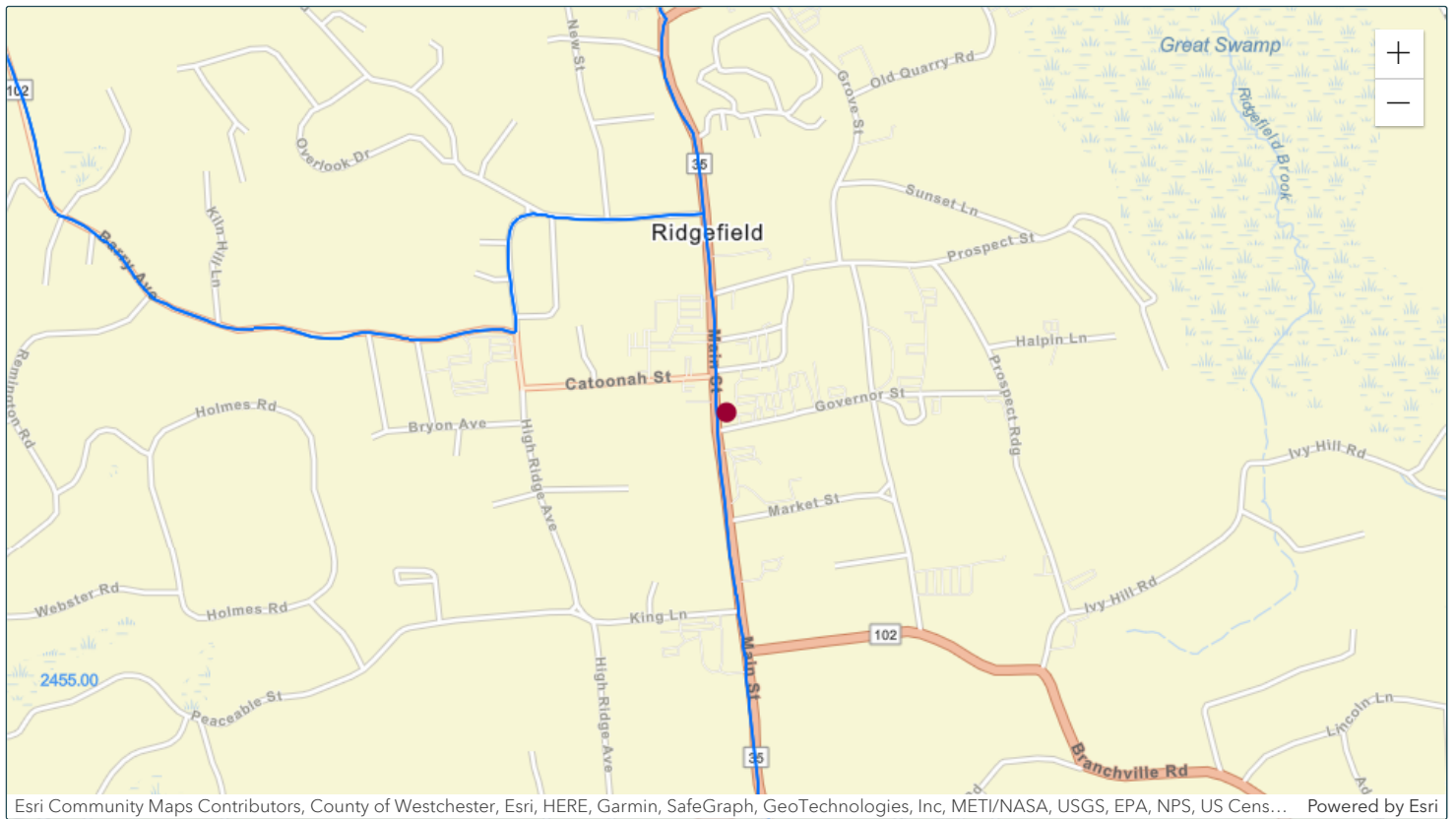
Tract Population	5362
Tract Minority %	18.07
Number of Families	1416
Number of Households	2323
Non-Hispanic White Population	4393
Tract Minority Population	969
American Indian Population	8
Asian/Hawaiian/Pacific Islander Population	345
Black Population	42
Hispanic Population	384
Other/Two or More Races Population	190

**Census Income Information**

Tract Income Level	Upper
2020 MSA/MD/statewide non-MSA/MD Median Family Income	\$120,156
2023 FFIEC Estimated MSA/MD/non-MSA/MD Median Family Income	\$142,800
% below Poverty Line	1.39
Tract Median Family Income %	130.73
2020 Tract Median Family Income	\$157,083
2023 Estimated Tract Median Family Income	\$186,682
2020 Tract Median Household Income	\$128,203

**Census Housing Information**

Total Housing Units	2626
1- to 4- Family Units	2036
Median House Age (Years)	45
Owner-Occupied Units	1605
Renter Occupied Units	718
Owner Occupied 1- to 4- Family Units	1327
Inside Principal City?	NO
Vacant Units	303



● Matched Address: 374 Main St, Ridgefield, Connecticut, 06877  
 MSA: 14860 - BRIDGEPORT-STAMFORD-NORWALK, CT || State: 09 - CONNECTICUT || County: 001 - FAIRFIELD COUNTY || Tract Code: 2453.00

■ Selected Tract  
 MSA: || State: || County: || Tract Code:


**2023 FFIEC Geocode Census Report**

Matched Address: 374 Main St, Ridgefield, Connecticut, 06877  
 MSA: 14860 - BRIDGEPORT-STAMFORD-NORWALK, CT  
 State: 09 - CONNECTICUT  
 County: 001 - FAIRFIELD COUNTY  
 Tract Code: 2453.00

**Summary Census Demographic Information**

Tract Income Level	Upper
Underserved or Distressed Tract	No
2023 FFIEC Estimated MSA/MD/non-MSA/MD Median Family Income	\$142,800
2023 Estimated Tract Median Family Income	\$186,682
2020 Tract Median Family Income	\$157,083
Tract Median Family Income %	130.73
Tract Population	5362
Tract Minority %	18.07
Tract Minority Population	969
Owner-Occupied Units	1605
1- to 4- Family Units	2036

**Census Population Information**

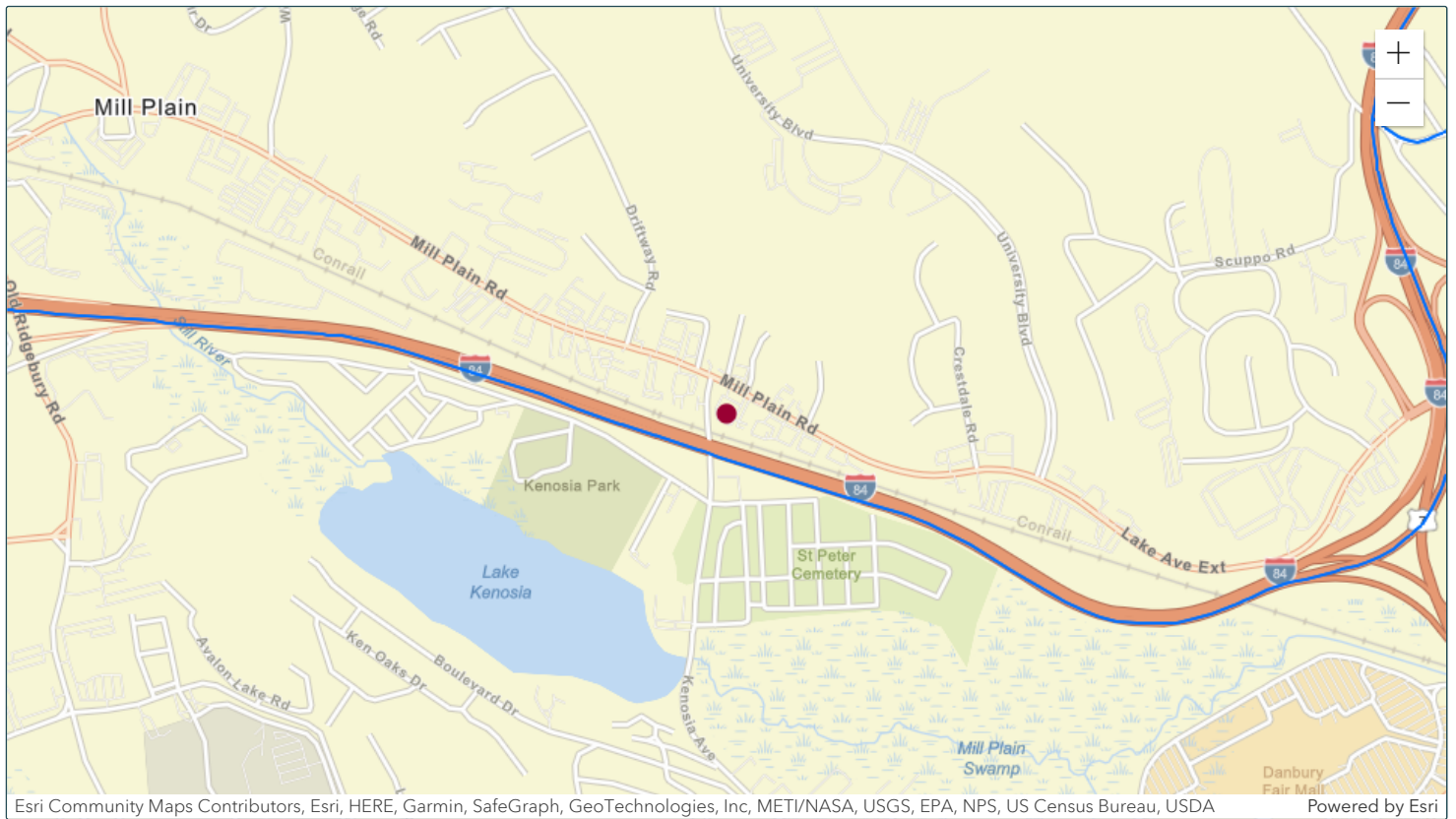
Tract Population	5362
Tract Minority %	18.07
Number of Families	1416
Number of Households	2323
Non-Hispanic White Population	4393
Tract Minority Population	969
American Indian Population	8
Asian/Hawaiian/Pacific Islander Population	345
Black Population	42
Hispanic Population	384
Other/Two or More Races Population	190

**Census Income Information**

Tract Income Level	Upper
2020 MSA/MD/statewide non-MSA/MD Median Family Income	\$120,156
2023 FFIEC Estimated MSA/MD/non-MSA/MD Median Family Income	\$142,800
% below Poverty Line	1.39
Tract Median Family Income %	130.73
2020 Tract Median Family Income	\$157,083
2023 Estimated Tract Median Family Income	\$186,682
2020 Tract Median Household Income	\$128,203

**Census Housing Information**

Total Housing Units	2626
1- to 4- Family Units	2036
Median House Age (Years)	45
Owner-Occupied Units	1605
Renter Occupied Units	718
Owner Occupied 1- to 4- Family Units	1327
Inside Principal City?	NO
Vacant Units	303



 Matched Address: 26 Mill Plain Rd, Danbury, Connecticut, 06811  
MSA: 14860 - BRIDGEPORT-STAMFORD-NORWALK, CT || State: 09 - CONNECTICUT || County: 001 - FAIRFIELD COUNTY || Tract Code: 2108.00

 Selected Tract  
MSA: || State: || County: || Tract Code:


**2023 FFIEC Geocode Census Report**

Matched Address: 26 Mill Plain Rd, Danbury, Connecticut, 06811  
 MSA: 14860 - BRIDGEPORT-STAMFORD-NORWALK, CT  
 State: 09 - CONNECTICUT  
 County: 001 - FAIRFIELD COUNTY  
 Tract Code: 2108.00

**Summary Census Demographic Information**

Tract Income Level	Middle
Underserved or Distressed Tract	No
2023 FFIEC Estimated MSA/MD/non-MSA/MD Median Family Income	\$142,800
2023 Estimated Tract Median Family Income	\$136,103
2020 Tract Median Family Income	\$114,531
Tract Median Family Income %	95.31
Tract Population	6099
Tract Minority %	42.96
Tract Minority Population	2620
Owner-Occupied Units	1579
1- to 4- Family Units	1906

**Census Population Information**

Tract Population	6099
Tract Minority %	42.96
Number of Families	1495
Number of Households	2038
Non-Hispanic White Population	3479
Tract Minority Population	2620
American Indian Population	1
Asian/Hawaiian/Pacific Islander Population	357
Black Population	450
Hispanic Population	1398
Other/Two or More Races Population	414

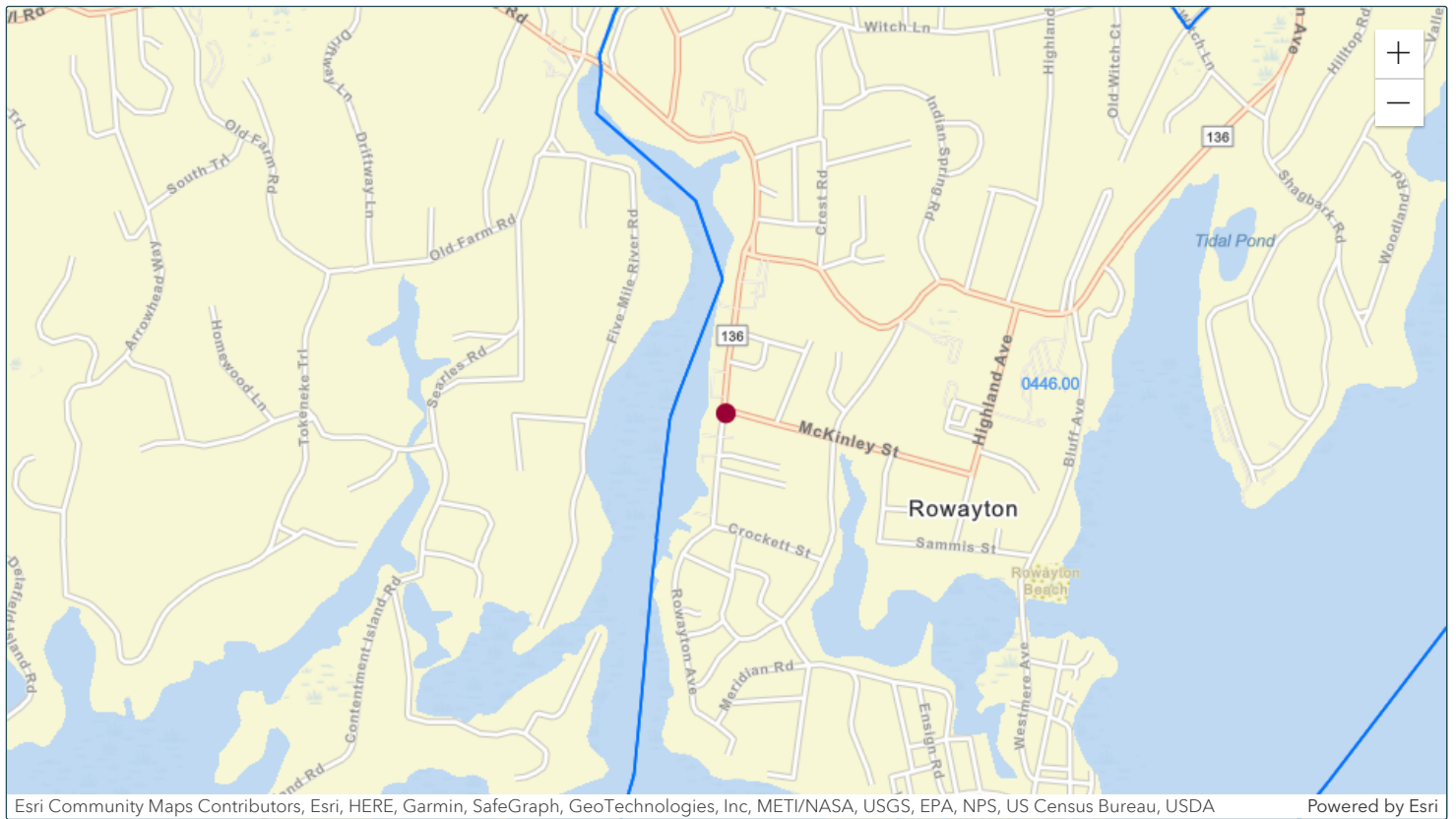
**Census Income Information**

Tract Income Level	Middle
2020 MSA/MD/statewide non-MSA/MD Median Family Income	\$120,156
2023 FFIEC Estimated MSA/MD/non-MSA/MD Median Family Income	\$142,800
% below Poverty Line	6.11
Tract Median Family Income %	95.31
2020 Tract Median Family Income	\$114,531
2023 Estimated Tract Median Family Income	\$136,103
2020 Tract Median Household Income	\$92,717

**Census Housing Information**

Total Housing Units	2270
1- to 4- Family Units	1906
Median House Age (Years)	44
Owner-Occupied Units	1579
Renter Occupied Units	459
Owner Occupied 1- to 4- Family Units	1386
Inside Principal City?	YES
Vacant Units	232





 Matched Address: 2 McKinley St, Norwalk, Connecticut, 06853  
MSA: 14860 - BRIDGEPORT-STAMFORD-NORWALK, CT || State: 09 - CONNECTICUT || County: 001 - FAIRFIELD COUNTY || Tract Code: 0446.00

 Selected Tract  
MSA: || State: || County: || Tract Code:


**2023 FFIEC Geocode Census Report**

Matched Address: 2 McKinley St, Norwalk, Connecticut, 06853  
 MSA: 14860 - BRIDGEPORT-STAMFORD-NORWALK, CT  
 State: 09 - CONNECTICUT  
 County: 001 - FAIRFIELD COUNTY  
 Tract Code: 0446.00

**Summary Census Demographic Information**

Tract Income Level	Upper
Underserved or Distressed Tract	No
2023 FFIEC Estimated MSA/MD/non-MSA/MD Median Family Income	\$142,800
2023 Estimated Tract Median Family Income	\$297,110
2020 Tract Median Family Income	\$250,001
Tract Median Family Income %	208.06
Tract Population	3577
Tract Minority %	8.58
Tract Minority Population	307
Owner-Occupied Units	1085
1- to 4- Family Units	1359

**Census Population Information**

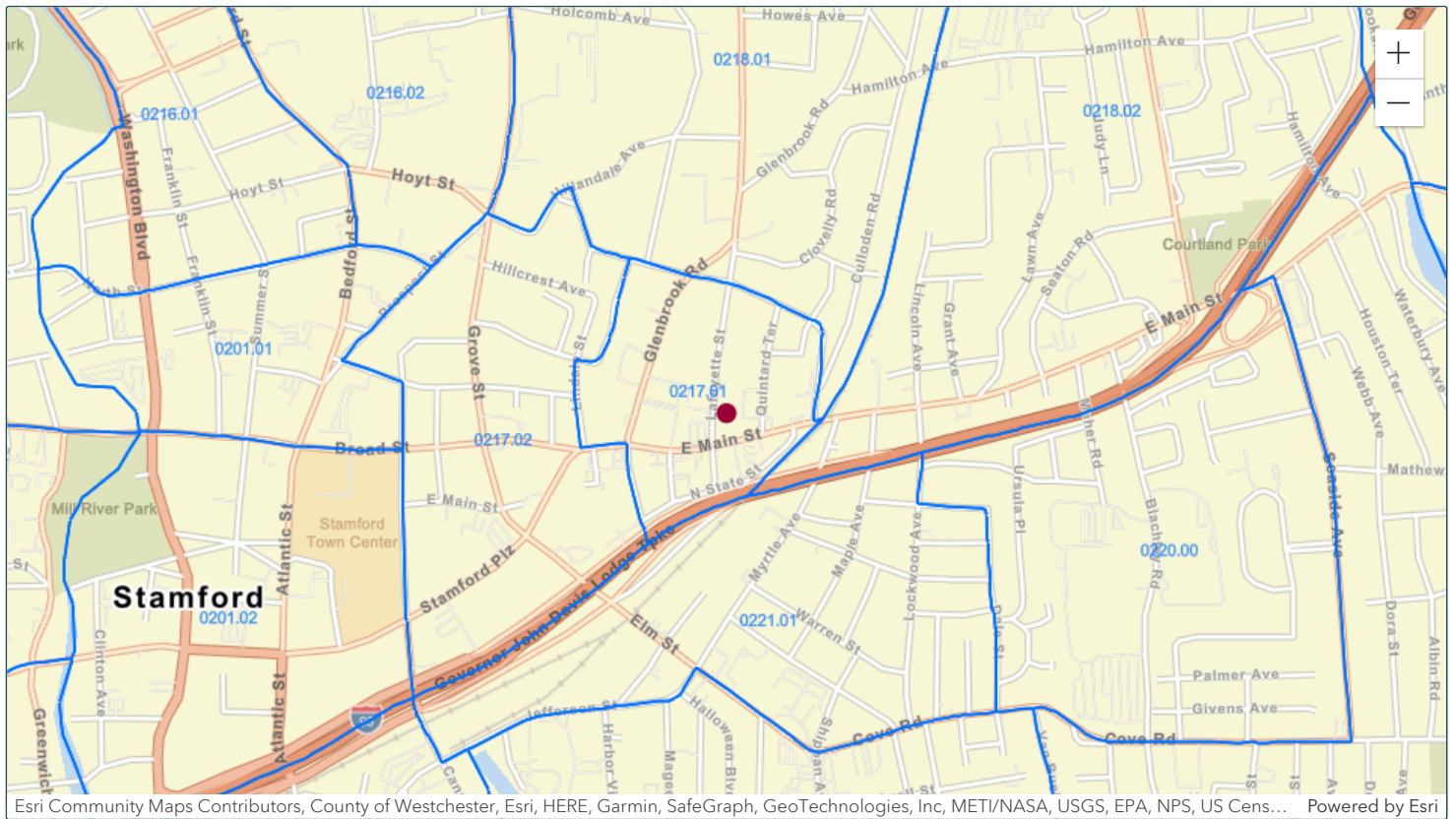
Tract Population	3577
Tract Minority %	8.58
Number of Families	934
Number of Households	1361
Non-Hispanic White Population	3270
Tract Minority Population	307
American Indian Population	2
Asian/Hawaiian/Pacific Islander Population	32
Black Population	42
Hispanic Population	108
Other/Two or More Races Population	123

**Census Income Information**

Tract Income Level	Upper
2020 MSA/MD/statewide non-MSA/MD Median Family Income	\$120,156
2023 FFIEC Estimated MSA/MD/non-MSA/MD Median Family Income	\$142,800
% below Poverty Line	2.30
Tract Median Family Income %	208.06
2020 Tract Median Family Income	\$250,001
2023 Estimated Tract Median Family Income	\$297,110
2020 Tract Median Household Income	\$234,152

**Census Housing Information**

Total Housing Units	1456
1- to 4- Family Units	1359
Median House Age (Years)	63
Owner-Occupied Units	1085
Renter Occupied Units	276
Owner Occupied 1- to 4- Family Units	1085
Inside Principal City?	YES
Vacant Units	95



● Matched Address: 850 E Main St, Stamford, Connecticut, 06902  
 MSA: 14860 - BRIDGEPORT-STAMFORD-NORWALK, CT || State: 09 - CONNECTICUT || County: 001 - FAIRFIELD COUNTY || Tract Code: 0217.01

● Selected Tract  
 MSA: || State: || County: || Tract Code:


**2023 FFIEC Geocode Census Report**

Matched Address: 850 E Main St, Stamford, Connecticut, 06902  
 MSA: 14860 - BRIDGEPORT-STAMFORD-NORWALK, CT  
 State: 09 - CONNECTICUT  
 County: 001 - FAIRFIELD COUNTY  
 Tract Code: 0217.01

**Summary Census Demographic Information**

Tract Income Level	Low
Underserved or Distressed Tract	No
2023 FFIEC Estimated MSA/MD/non-MSA/MD Median Family Income	\$142,800
2023 Estimated Tract Median Family Income	\$54,664
2020 Tract Median Family Income	\$46,000
Tract Median Family Income %	38.28
Tract Population	3268
Tract Minority %	65.64
Tract Minority Population	2145
Owner-Occupied Units	473
1- to 4- Family Units	181

**Census Population Information**

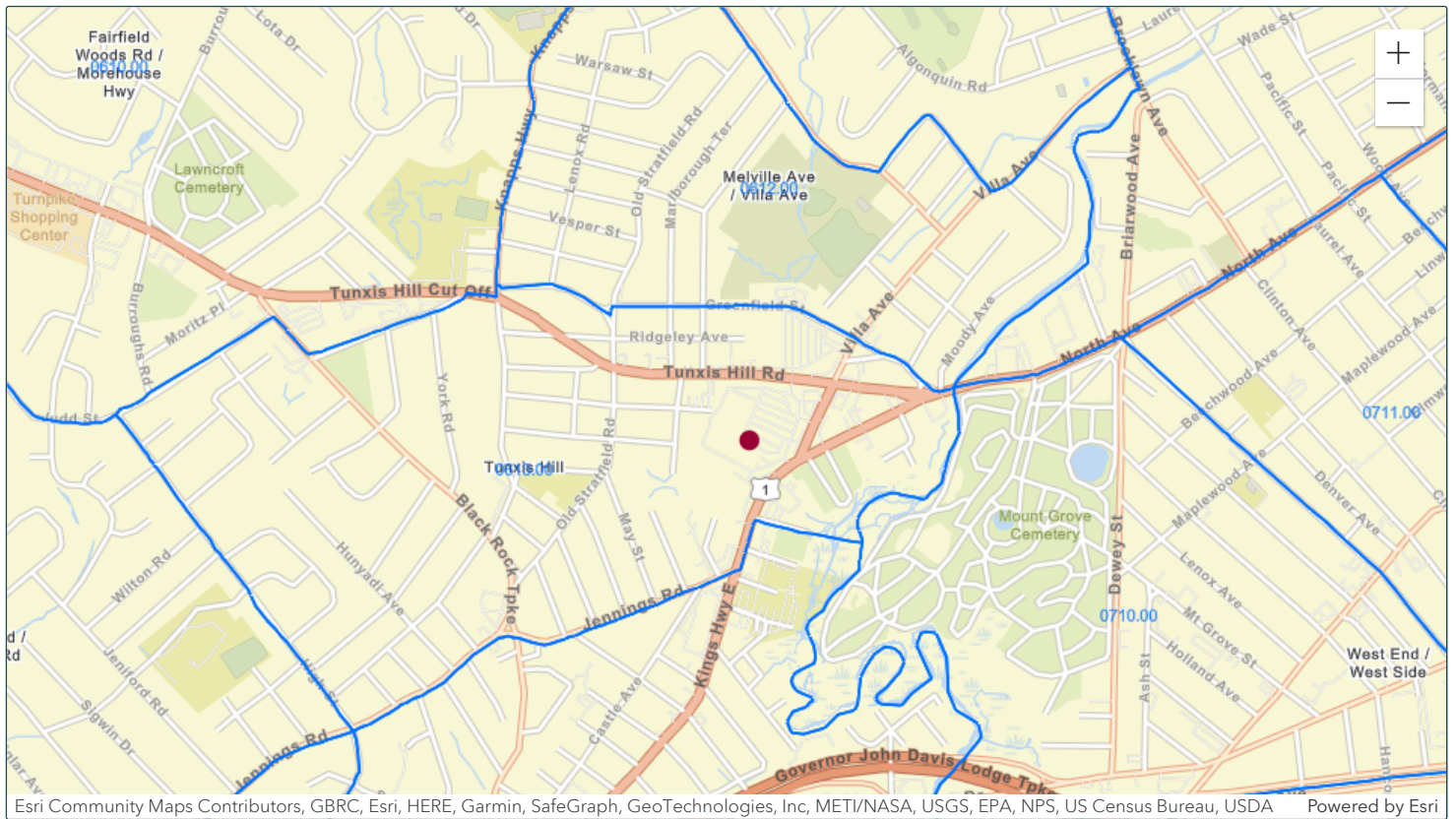
Tract Population	3268
Tract Minority %	65.64
Number of Families	744
Number of Households	1788
Non-Hispanic White Population	1123
Tract Minority Population	2145
American Indian Population	7
Asian/Hawaiian/Pacific Islander Population	438
Black Population	580
Hispanic Population	1036
Other/Two or More Races Population	84

**Census Income Information**

Tract Income Level	Low
2020 MSA/MD/statewide non-MSA/MD Median Family Income	\$120,156
2023 FFIEC Estimated MSA/MD/non-MSA/MD Median Family Income	\$142,800
% below Poverty Line	10.65
Tract Median Family Income %	38.28
2020 Tract Median Family Income	\$46,000
2023 Estimated Tract Median Family Income	\$54,664
2020 Tract Median Household Income	\$61,520

**Census Housing Information**

Total Housing Units	1926
1- to 4- Family Units	181
Median House Age (Years)	51
Owner-Occupied Units	473
Renter Occupied Units	1315
Owner Occupied 1- to 4- Family Units	99
Inside Principal City?	YES
Vacant Units	138



 Matched Address: 255 Tunxis Hill Rd, Fairfield, Connecticut, 06825  
 MSA: 14860 - BRIDGEPORT-STAMFORD-NORWALK, CT || State: 09 - CONNECTICUT || County: 001 - FAIRFIELD COUNTY || Tract Code: 0613.00

 Selected Tract  
 MSA: || State: || County: || Tract Code:


**2023 FFIEC Geocode Census Report**

Matched Address: 255 Tunxis Hill Rd, Fairfield, Connecticut, 06825  
 MSA: 14860 - BRIDGEPORT-STAMFORD-NORWALK, CT  
 State: 09 - CONNECTICUT  
 County: 001 - FAIRFIELD COUNTY  
 Tract Code: 0613.00

**Summary Census Demographic Information**

Tract Income Level	Middle
Underserved or Distressed Tract	No
2023 FFIEC Estimated MSA/MD/non-MSA/MD Median Family Income	\$142,800
2023 Estimated Tract Median Family Income	\$136,260
2020 Tract Median Family Income	\$114,663
Tract Median Family Income %	95.42
Tract Population	3031
Tract Minority %	34.35
Tract Minority Population	1041
Owner-Occupied Units	678
1- to 4- Family Units	1189

**Census Population Information**

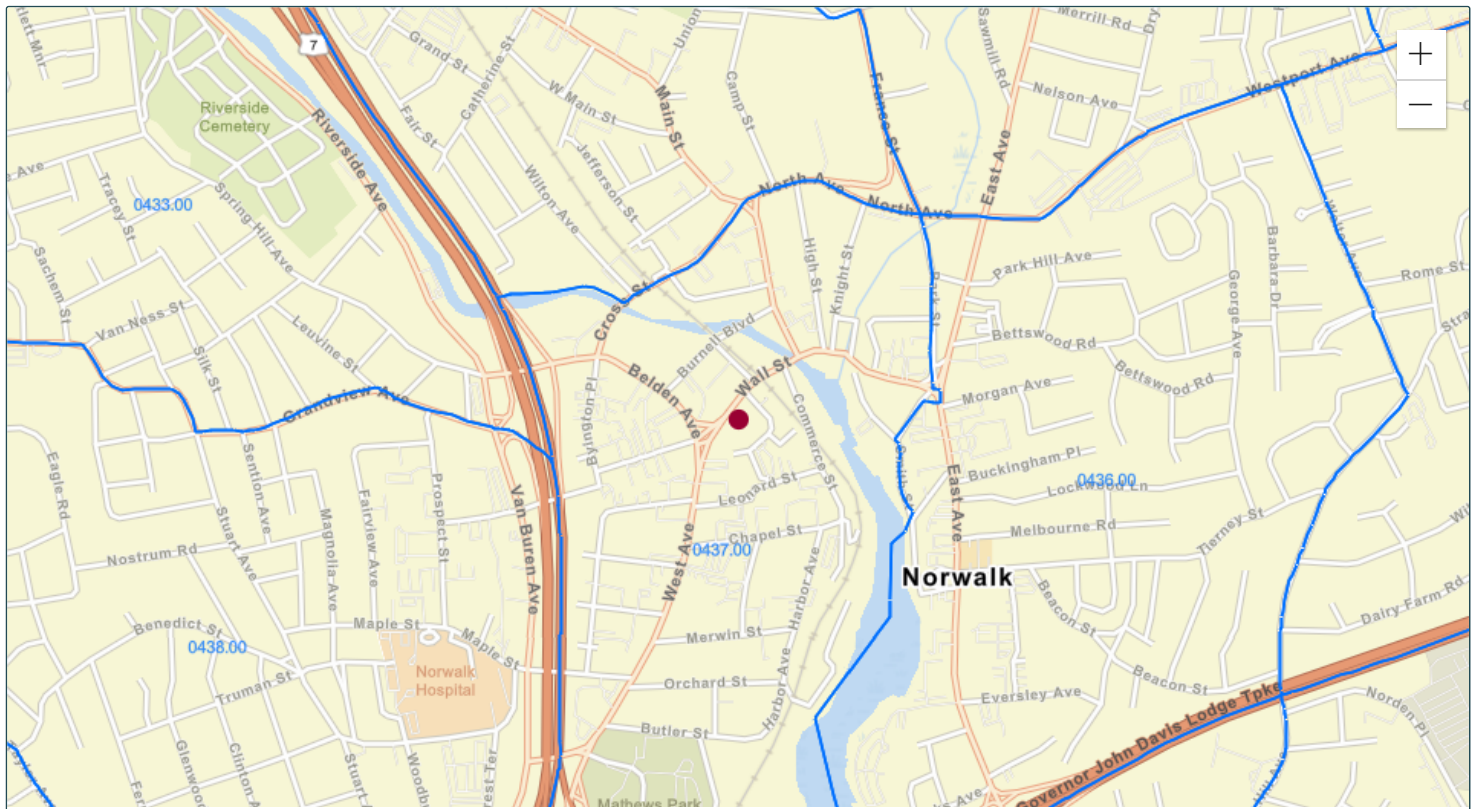
Tract Population	3031
Tract Minority %	34.35
Number of Families	797
Number of Households	1135
Non-Hispanic White Population	1990
Tract Minority Population	1041
American Indian Population	0
Asian/Hawaiian/Pacific Islander Population	285
Black Population	121
Hispanic Population	434
Other/Two or More Races Population	201

**Census Income Information**

Tract Income Level	Middle
2020 MSA/MD/statewide non-MSA/MD Median Family Income	\$120,156
2023 FFIEC Estimated MSA/MD/non-MSA/MD Median Family Income	\$142,800
% below Poverty Line	9.96
Tract Median Family Income %	95.42
2020 Tract Median Family Income	\$114,663
2023 Estimated Tract Median Family Income	\$136,260
2020 Tract Median Household Income	\$91,250

**Census Housing Information**

Total Housing Units	1216
1- to 4- Family Units	1189
Median House Age (Years)	64
Owner-Occupied Units	678
Renter Occupied Units	457
Owner Occupied 1- to 4- Family Units	661
Inside Principal City?	NO
Vacant Units	81



Esri Community Maps Contributors, Esri, HERE, Garmin, SafeGraph, GeoTechnologies, Inc, METI/NASA, USGS, EPA, NPS, US Census Bureau, USDA Powered by Esri

● Matched Address: 69 Wall St, Norwalk, Connecticut, 06850  
MSA: 14860 - BRIDGEPORT-STAMFORD-NORWALK, CT || State: 09 - CONNECTICUT || County: 001 - FAIRFIELD COUNTY || Tract Code: 0437.00

● Selected Tract  
MSA: || State: || County: || Tract Code:


**2023 FFIEC Geocode Census Report**

Matched Address: 69 Wall St, Norwalk, Connecticut, 06850  
 MSA: 14860 - BRIDGEPORT-STAMFORD-NORWALK, CT  
 State: 09 - CONNECTICUT  
 County: 001 - FAIRFIELD COUNTY  
 Tract Code: 0437.00

**Summary Census Demographic Information**

Tract Income Level	Moderate
Underserved or Distressed Tract	No
2023 FFIEC Estimated MSA/MD/non-MSA/MD Median Family Income	\$142,800
2023 Estimated Tract Median Family Income	\$85,651
2020 Tract Median Family Income	\$72,075
Tract Median Family Income %	59.98
Tract Population	3602
Tract Minority %	58.94
Tract Minority Population	2123
Owner-Occupied Units	174
1- to 4- Family Units	470

**Census Population Information**

Tract Population	3602
Tract Minority %	58.94
Number of Families	503
Number of Households	1600
Non-Hispanic White Population	1479
Tract Minority Population	2123
American Indian Population	4
Asian/Hawaiian/Pacific Islander Population	244
Black Population	537
Hispanic Population	1182
Other/Two or More Races Population	156

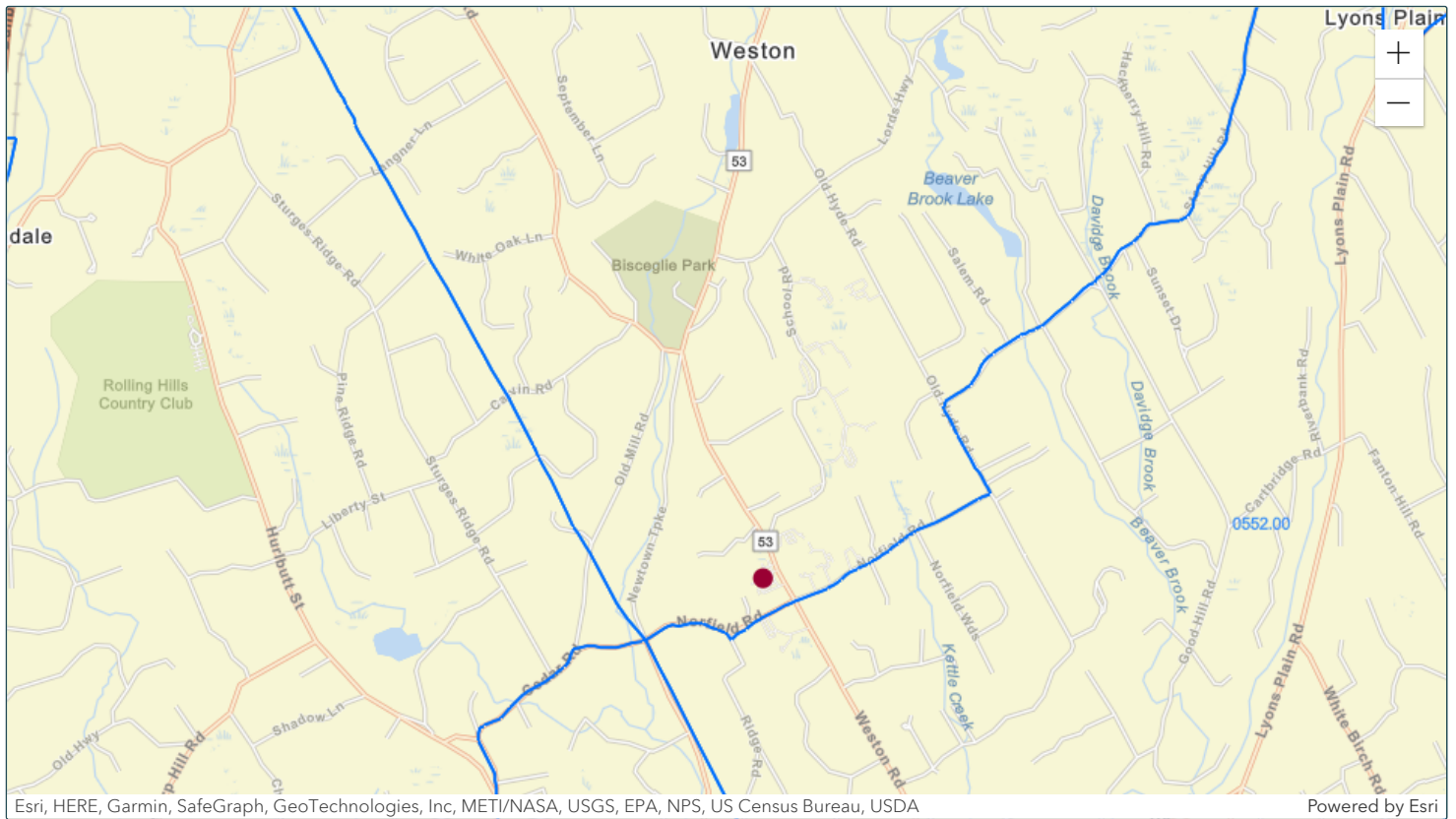
**Census Income Information**

Tract Income Level	Moderate
2020 MSA/MD/statewide non-MSA/MD Median Family Income	\$120,156
2023 FFIEC Estimated MSA/MD/non-MSA/MD Median Family Income	\$142,800
% below Poverty Line	16.54
Tract Median Family Income %	59.98
2020 Tract Median Family Income	\$72,075
2023 Estimated Tract Median Family Income	\$85,651
2020 Tract Median Household Income	\$69,083

**Census Housing Information**

Total Housing Units	1766
1- to 4- Family Units	470
Median House Age (Years)	24
Owner-Occupied Units	174
Renter Occupied Units	1426
Owner Occupied 1- to 4- Family Units	45
Inside Principal City?	YES
Vacant Units	166





 Matched Address: 190 Weston Rd, Weston, Connecticut, 06883  
 MSA: 14860 - BRIDGEPORT-STAMFORD-NORWALK, CT || State: 09 - CONNECTICUT || County: 001 - FAIRFIELD COUNTY || Tract Code: 0551.00

 Selected Tract  
 MSA: || State: || County: || Tract Code:


**2023 FFIEC Geocode Census Report**

Matched Address: 190 Weston Rd, Weston, Connecticut, 06883  
 MSA: 14860 - BRIDGEPORT-STAMFORD-NORWALK, CT  
 State: 09 - CONNECTICUT  
 County: 001 - FAIRFIELD COUNTY  
 Tract Code: 0551.00

**Summary Census Demographic Information**

Tract Income Level	Upper
Underserved or Distressed Tract	No
2023 FFIEC Estimated MSA/MD/non-MSA/MD Median Family Income	\$142,800
2023 Estimated Tract Median Family Income	\$241,475
2020 Tract Median Family Income	\$203,194
Tract Median Family Income %	169.10
Tract Population	5837
Tract Minority %	20.04
Tract Minority Population	1170
Owner-Occupied Units	1947
1- to 4- Family Units	2190

**Census Population Information**

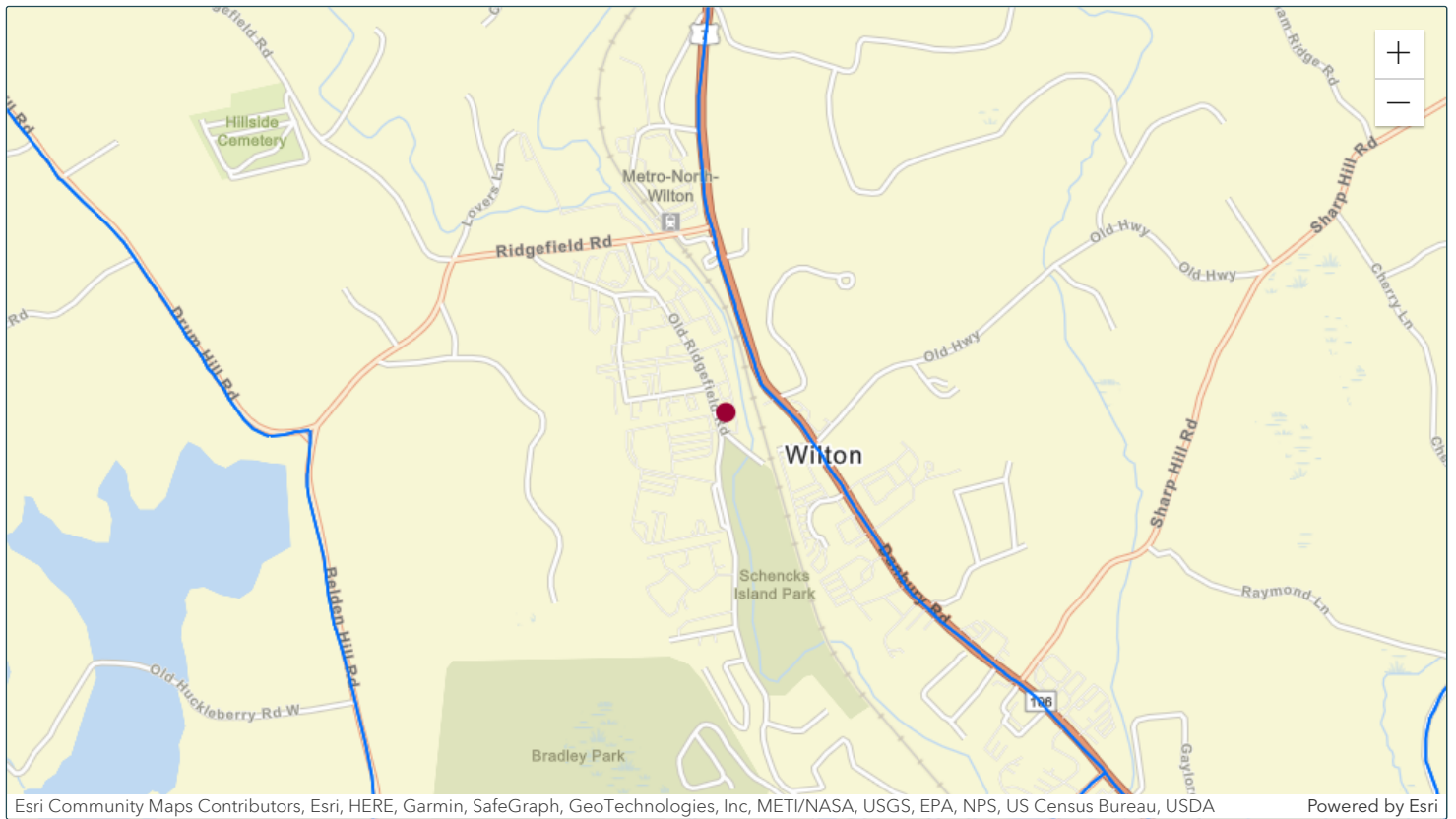
Tract Population	5837
Tract Minority %	20.04
Number of Families	1672
Number of Households	1970
Non-Hispanic White Population	4667
Tract Minority Population	1170
American Indian Population	3
Asian/Hawaiian/Pacific Islander Population	363
Black Population	80
Hispanic Population	397
Other/Two or More Races Population	327

**Census Income Information**

Tract Income Level	Upper
2020 MSA/MD/statewide non-MSA/MD Median Family Income	\$120,156
2023 FFIEC Estimated MSA/MD/non-MSA/MD Median Family Income	\$142,800
% below Poverty Line	2.85
Tract Median Family Income %	169.10
2020 Tract Median Family Income	\$203,194
2023 Estimated Tract Median Family Income	\$241,475
2020 Tract Median Household Income	\$193,594

**Census Housing Information**

Total Housing Units	2190
1- to 4- Family Units	2190
Median House Age (Years)	48
Owner-Occupied Units	1947
Renter Occupied Units	23
Owner Occupied 1- to 4- Family Units	1947
Inside Principal City?	NO
Vacant Units	220



 Matched Address: 190 Old Ridgefield Rd, Wilton, Connecticut, 06897  
MSA: 14860 - BRIDGEPORT-STAMFORD-NORWALK, CT || State: 09 - CONNECTICUT || County: 001 - FAIRFIELD COUNTY || Tract Code: 0452.00

 Selected Tract  
MSA: || State: || County: || Tract Code:


**2023 FFIEC Geocode Census Report**

Matched Address: 190 Old Ridgefield Rd, Wilton, Connecticut, 06897  
 MSA: 14860 - BRIDGEPORT-STAMFORD-NORWALK, CT  
 State: 09 - CONNECTICUT  
 County: 001 - FAIRFIELD COUNTY  
 Tract Code: 0452.00

**Summary Census Demographic Information**

Tract Income Level	Upper
Underserved or Distressed Tract	No
2023 FFIEC Estimated MSA/MD/non-MSA/MD Median Family Income	\$142,800
2023 Estimated Tract Median Family Income	\$258,782
2020 Tract Median Family Income	\$217,750
Tract Median Family Income %	181.22
Tract Population	2720
Tract Minority %	21.62
Tract Minority Population	588
Owner-Occupied Units	770
1- to 4- Family Units	875

**Census Population Information**

Tract Population	2720
Tract Minority %	21.62
Number of Families	689
Number of Households	1075
Non-Hispanic White Population	2132
Tract Minority Population	588
American Indian Population	1
Asian/Hawaiian/Pacific Islander Population	258
Black Population	62
Hispanic Population	135
Other/Two or More Races Population	132

**Census Income Information**

Tract Income Level	Upper
2020 MSA/MD/statewide non-MSA/MD Median Family Income	\$120,156
2023 FFIEC Estimated MSA/MD/non-MSA/MD Median Family Income	\$142,800
% below Poverty Line	0.85
Tract Median Family Income %	181.22
2020 Tract Median Family Income	\$217,750
2023 Estimated Tract Median Family Income	\$258,782
2020 Tract Median Household Income	\$150,179

**Census Housing Information**

Total Housing Units	1226
1- to 4- Family Units	875
Median House Age (Years)	37
Owner-Occupied Units	770
Renter Occupied Units	305
Owner Occupied 1- to 4- Family Units	705
Inside Principal City?	NO
Vacant Units	151